

2024-25 Strong Beginnings Family Satisfaction Survey Statewide Findings

Holli Schlukebir, Amy Mason, and Dr. Jamie Wu



In January 2021, the state of Michigan launched Strong Beginnings, a preschool program for low-income three-year-old children. The Strong Beginnings pilot is undergoing an external evaluation led by Community Evaluation Programs at Michigan State University's (MSU) Office of University Outreach and Engagement, in partnership with Clinton County Regional Educational Service Agency (CCRESA) and Michigan's Department of Lifelong Education, Advancement, and Potential (MiLEAP).

Survey At A Glance

- The survey ran from May to June 2025. Surveys were sent electronically to Strong Beginnings program sites to share with participant's families. Paper copies of the survey were also sent upon request. It was available in English, Spanish, Arabic and Burmese. **Copies are available by clicking or scanning the QR code below.**
- Survey received 341 initial responses; 79 cases were dropped for being less than 12% complete or being duplicates.
- The 262 responses were gathered from all ten Strong Beginnings grantees and 27 of the 28 sites. For reference, 390 children were served across all 28 Strong Beginnings Program sites during the 2023-24 school year; assuming the same number of children will be served during the 2024-25 school year, the survey has an approximate response rate of 67%.

Recommend Citation: Schlukebir, H., Mason, A., and Wu, J.H.-C. (2025). *2024-25 Strong Beginnings family satisfaction survey presentation*. State Evaluation of Strong Beginnings, Community Evaluation Programs, Michigan State University.



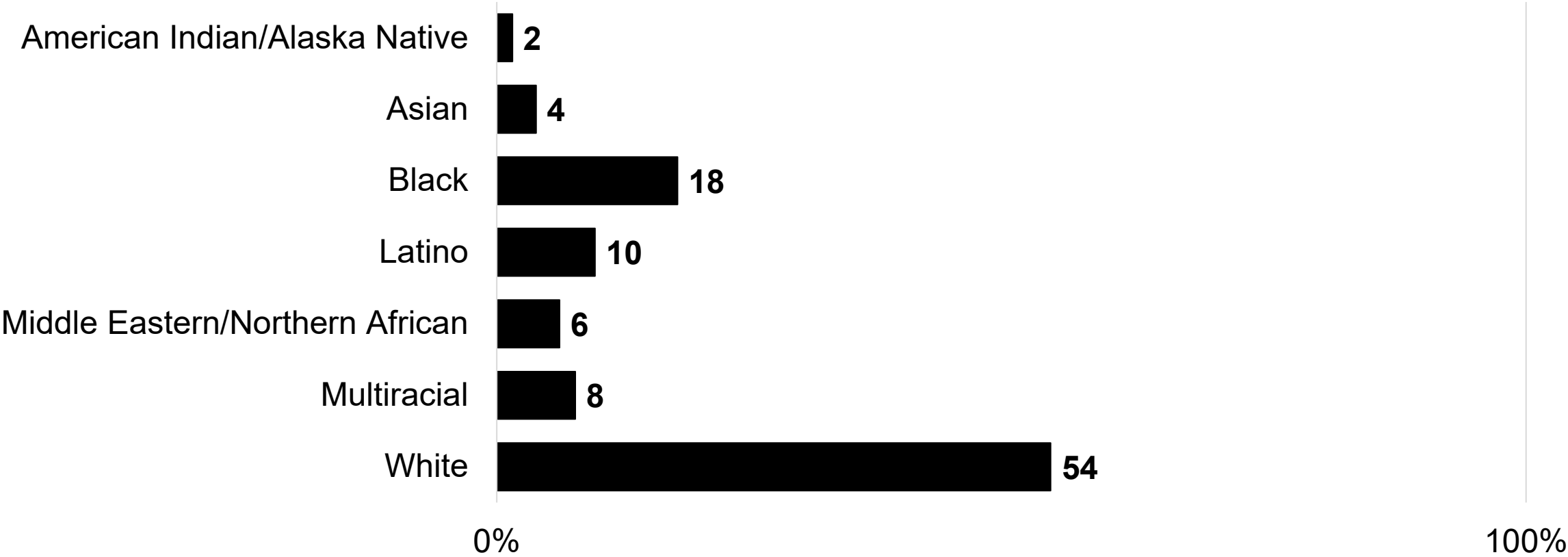
Surveys Mostly Completed by Mothers

Percentage of Respondents' Relationship to SB Children



Nearly Half of Participants Were Non-White

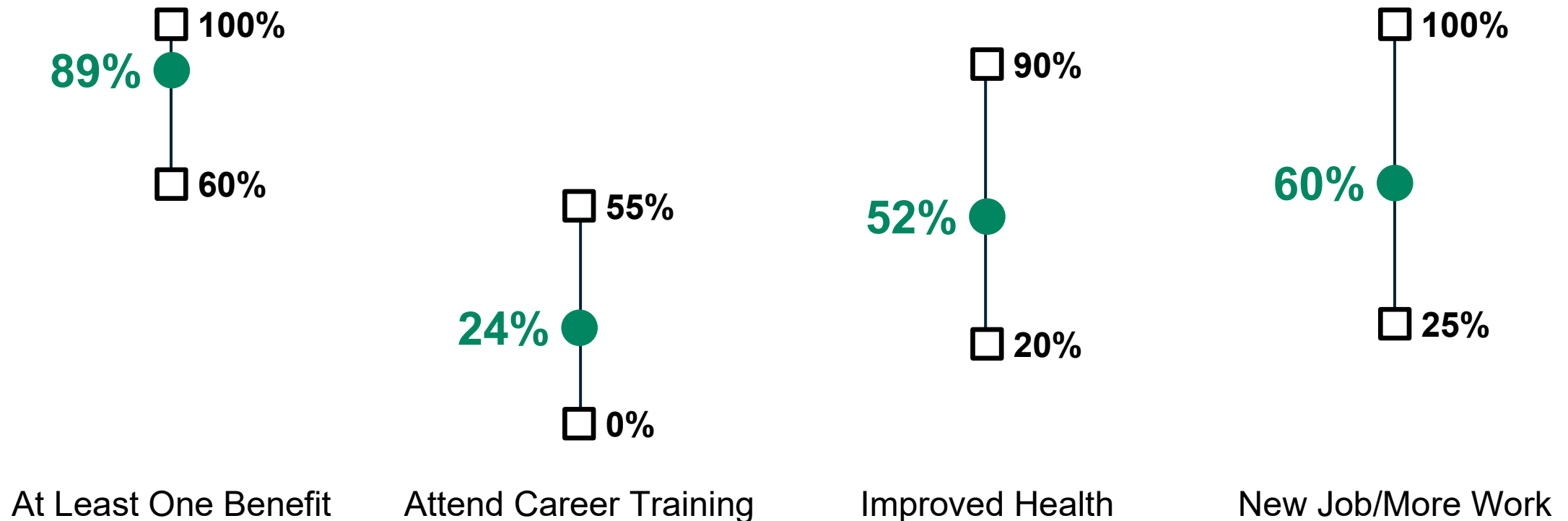
Percentage of Respondent's SB Children by Race



Nearly 90% of Families Reported Economic Benefits from Program Participation Beyond Tuition Savings

How the Program Brought Economic Benefits to Families.. (percent agreeing)

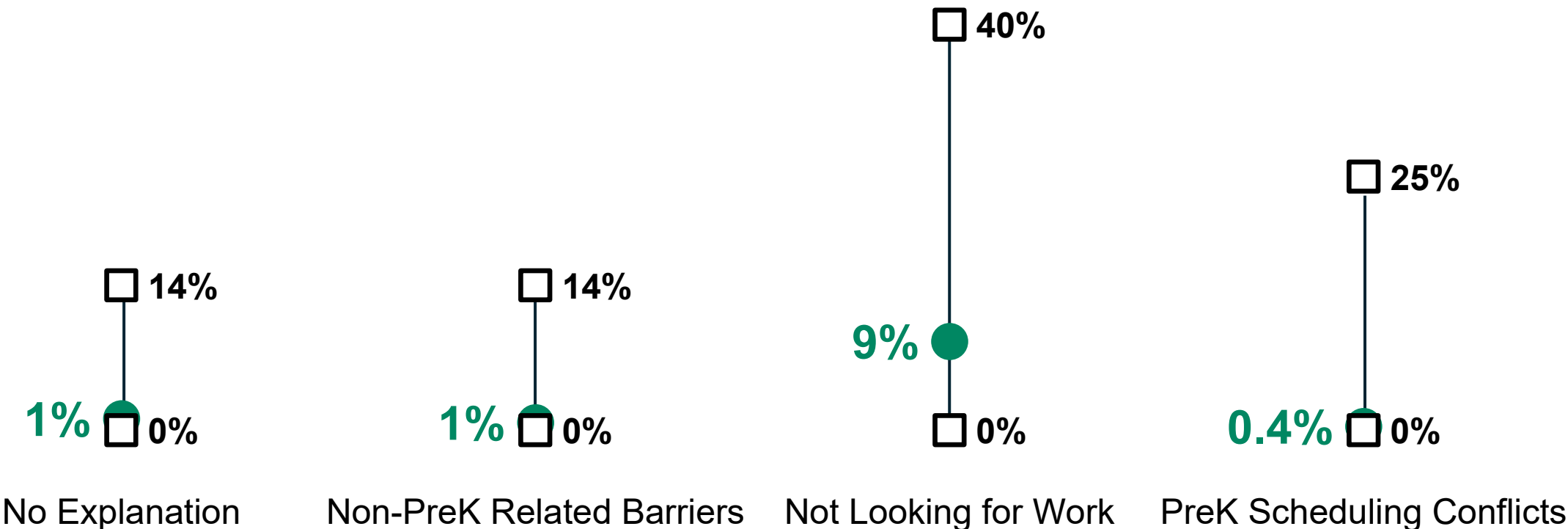
□ Highest and Lowest Percentages from Individual Sites Statewide ● Average Percentage Across All Sites



About 10% of Families Did Not Experience Additional Economic Benefits Beyond Tuition Savings

Why Attendance Didn't Help Some Families Economically.. (percent agreeing)

□ Highest and Lowest Percentages from Individual Sites Statewide ● Average Percentage Across All Sites

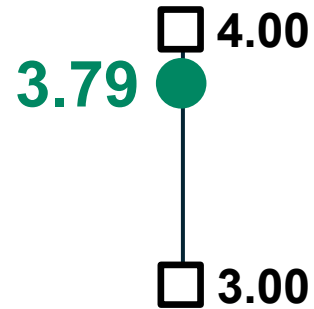


Families Rated Instructional Quality Very High

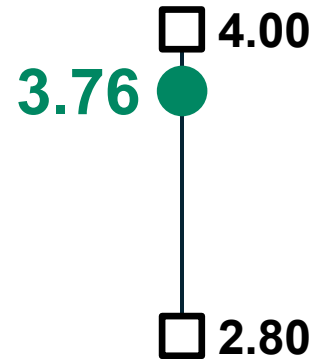
“Strongly Disagree” (1) to “Strongly Agree” (4)

□ Highest and Lowest Scores from Individual Sites Statewide

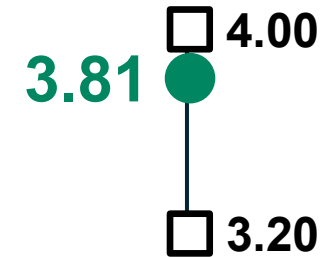
● Average Score Across All Sites



(Q4) Children Love Going to the Program



(Q5) Children Develop New Skills/Abilities



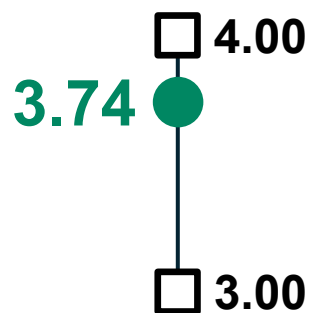
(Q6) Classroom... Plenty of Toys and Learning Materials

Families Rated Instructional Quality Very Highly

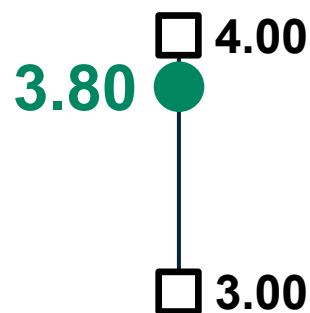
“Strongly Disagree” (1) to “Strongly Agree” (4)

□ Highest and Lowest Scores from Individual Sites Statewide

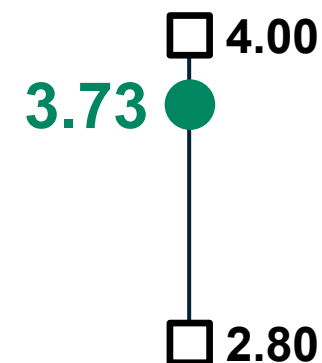
● Average Score Across All Sites



(Q7) Children Know Rules and Routines



(Q8) Teachers Have Good Sense of Child's Interests

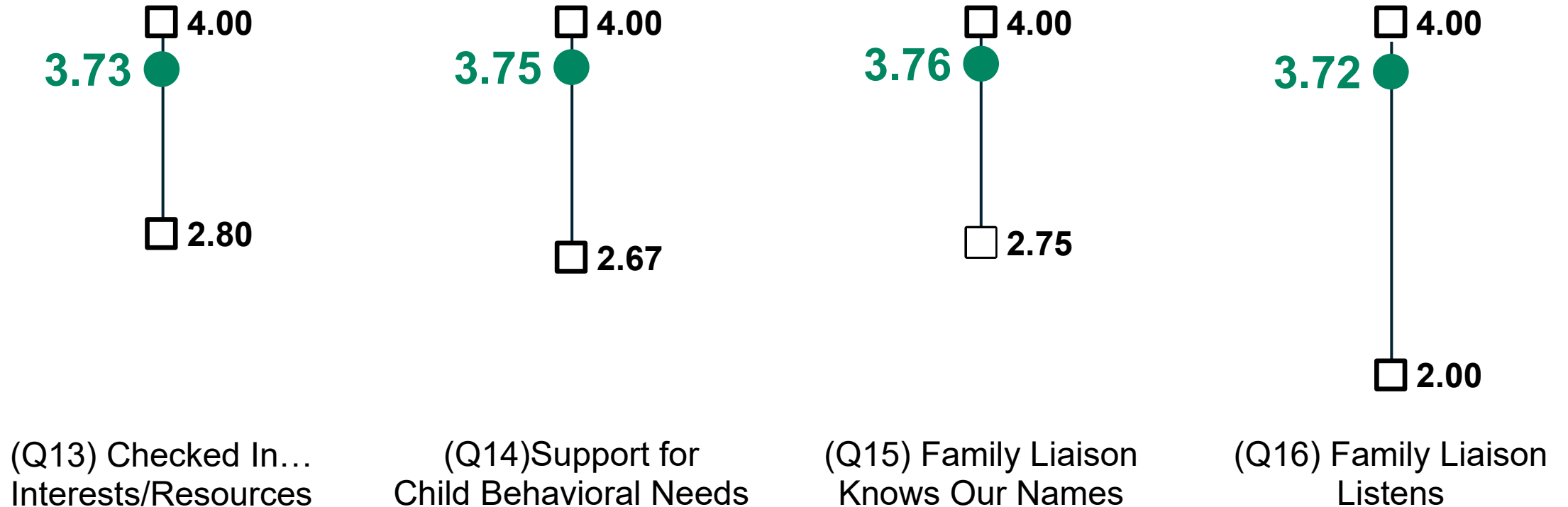


(Q9) Activities Related to Cultures, Histories and Communities

Families Responded Positively to Engagement Efforts

“Strongly Disagree” (1) to “Strongly Agree” (4)

□ Highest and Lowest Scores from Individual Sites Statewide ● Average Score Across All Sites

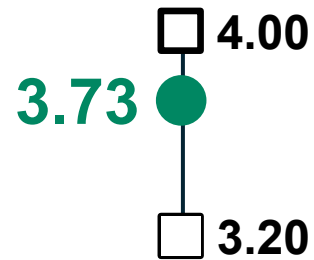


Families Rated Programs Strong in Communication

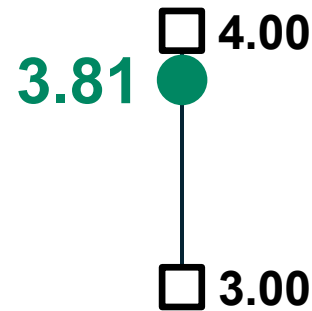
“Strongly Disagree” (1) to “Strongly Agree” (4)

□ Highest and Lowest Scores from Individual Sites Statewide

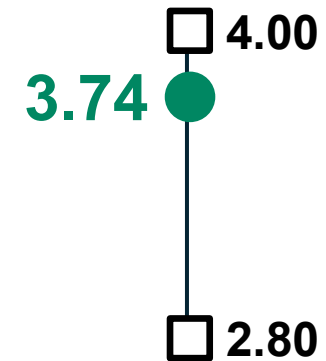
● Average Score Across All Sites



(Q10) Well Organized Field Trips/Special Events



(Q11) Caregivers Feel Supported/Welcome

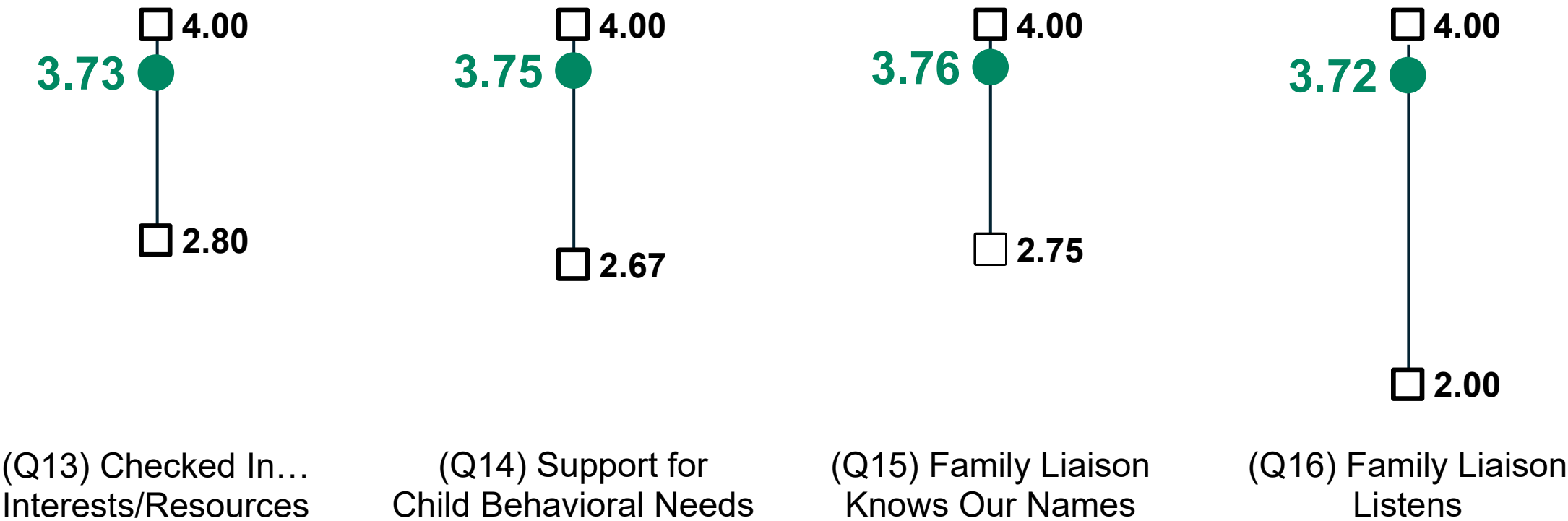


(Q12) Caregivers Are Well-Informed About Program

Families Responded Positively to Engagement Efforts

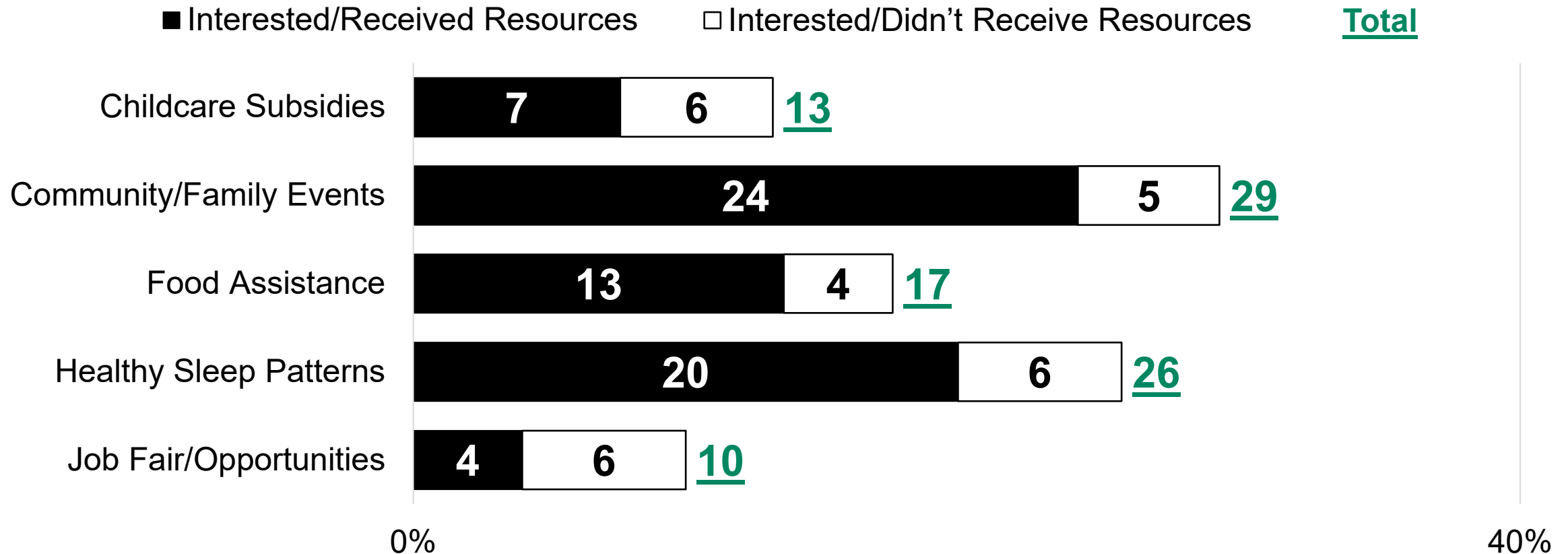
“Strongly Disagree” (1) to “Strongly Agree” (4)

□ Highest and Lowest Scores from Individual Sites Statewide ● Average Score Across All Sites



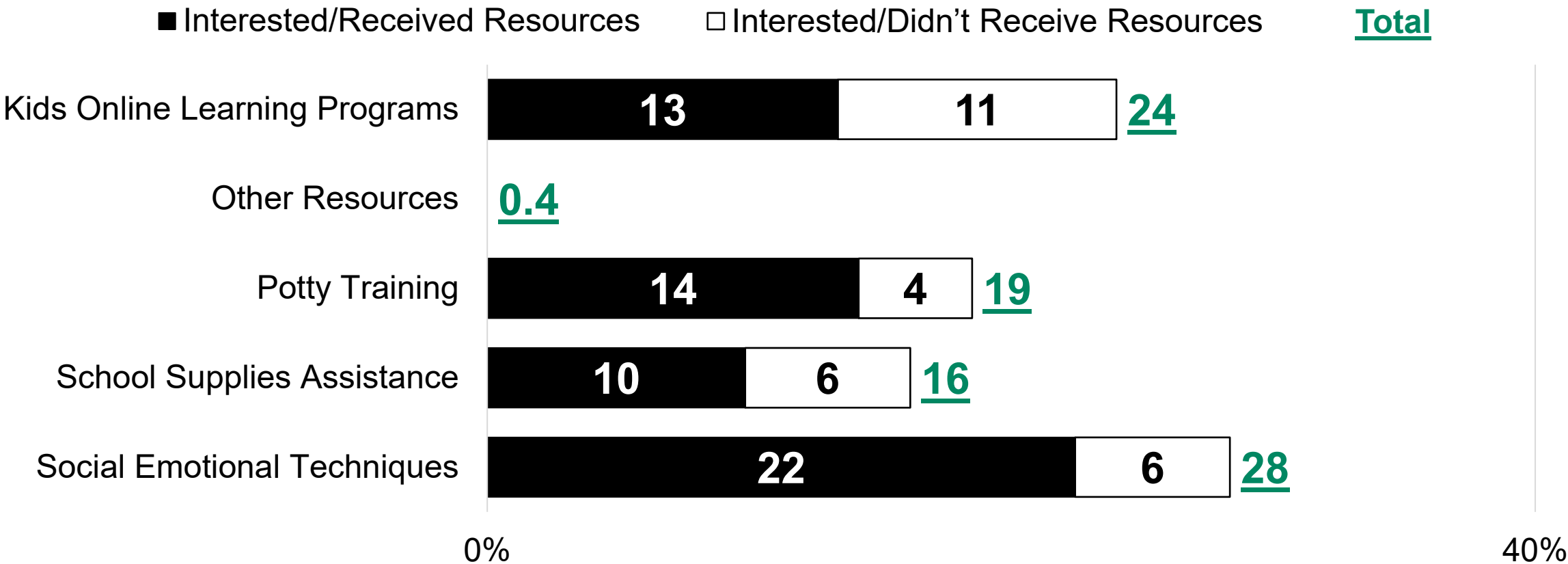
Most Families Received the Resources They're Interested In, Especially Events and Sleeping Patterns

Percentage of Respondents Interested in Resources



High Interest in Social Emotional Techniques and Online Learning for Children

Percentage of Respondents Interested in Resources



Families Gave High Praise to the Programs

“1000% the ability to be able to work more hours so we can provide more for our family. **Without this program, there would be a lot more challenges in my day-to-day life.** Equally this has been beneficial for my daughter to see her growth and how advanced and smart is absolutely amazing!”

“As a family who recently moved to this country, we are truly grateful for programs like these. **The opportunities our children have at the early stages of childhood are positively impacting many aspects of their development.** We especially appreciate all the people who are involved in this project, they are passionate and well prepared in their work.”

“This program has given my daughter a safe and healthy place to grow and learn...**it gives me peace of mind knowing she is well taken care of, interacted with, and given appropriate attention in class.**”

Families Gave High Praise to the Programs

“Having my child in a structured learning environment with teachers I trust is invaluable. This also allows my child to play with and make friends of the same age, which we wouldn't be able to do at home as easily.”

“Honestly, not having to pay for childcare has been extremely helpful. My daughter enjoys school and loves playing with her friends. I'm happy it's an environment where she feels safe, comfortable and happy.”

“My daughter gets to learn and associate with other children. I get to work and be able to supply for my family.”

“This program has been the best thing to have happened to our family...This program has made her thrive and be so happy to learn and watch her improvements at her own pace! She is obsessed with school!”

Families Appreciate the Programs, Yet Seek More

- **Expand the program to more communities**
- **Expand the program's schedule** include half-days and five-days-a-week
- **Increase caregiver engagement** in the classroom
- **Increase classroom resources** (i.e., outdoor toys, supplies for teachers)
- **Increase communication** with and **resources** for caregivers
- **Increase fruits and vegetables in program meals**
- **Increase inclusion** of untraditional families and caregivers
- **Increase opportunities for fieldtrips and caregiver-child events**