



MICHIGAN STATE  
UNIVERSITY

Advancing Knowledge.  
Transforming Lives.

# Running Reports in EZReports to Improve Your Program

**Beth Prince**

*Training Director, 21<sup>st</sup> Century Community Learning Center  
University Outreach and Engagement*

**2008 MDE Fall Kick-Off**

**August 14-15, 2008**

**Holiday Inn West - Lansing**

## **Who this session is for:**

- Program Directors
- Site Coordinators
- Local Evaluators

# **PROGRAM DIRECTOR LEVEL REPORTS**

**(a look at all sites combined)**



**Question:**

**How can I find the demographics  
of the students being served by  
our program?**

# Benefit:

- Target Population
- Free / Reduced program
- Educational programs (Special Ed, ESL/LEP)
- Recruitment purposes
- How many students are being served by our program?

# Grantee Summary –Grantee Level Report (Chart 1)

## Grantee Summary Information

Grantee: GRANTEE TEST SITE

Start Date: 7/1/2008

End Date: 7/30/2008

### Student Registration

Additions	Withdrawals	Current Period
0	0	77

### Adult Registration

Additions	Withdrawals	Current Period
0	0	6

### Demographics Information

	Gender			Ethnicity							
	Male	Female	Unknown	Middle Eastern	White	Black or African American	Hispanic or Latino	Asian	Native Hawaiian or Pacific	American Indian or Native Alaskan	Multi-racial and Unknown
Students	48	29	0	3	24	26	11	5	5	2	1
Adult	0	1	5	0	0	0	0	0	0	0	6

### Attendance Information - Regular Activities

Total Participant Served (Participant-Attendance):	1,170	Unique Number of Participant Served:	68
Number of Days of Program Operation:	21	Overall Average Daily Attendance:	55.71

### Attendance Information - All Activities

Total Participant Served (Participant-Attendance):	1,170	Unique Number of Participant Served:	68
Number of Days of Program Operation:	22	Overall Average Daily Attendance:	53.18

This is unduplicated student count for all sites for all regular activities.

This is unduplicated student count for all sites for all regular activities including special events.

Close Window



**Question:**

**How can the data be used for programming?**

# Benefit:

- Popular classes
- Program adjustments
- Budgeting / Staffing
- Recruitment



## Grantee Summary –Grantee Level Report (pg.2) (chart 2)

**EZReports**  
Web-based After School Reporting System

powered by  
**crystal**

2 of 2

**Grantee Summary Information**  
Grantee: GRANTEE TEST SITE

Start Date: 6/1/2003  
End Date: 7/30/2003

Activity Information

Activity Name	Avg Daily Att	Participants	Days Offered	Time Offered
Academics - Math - MATH FOR FUN	22.81	25	Tue, Thu	3:00PM - 3:30PM
ACADEMICS - READING & WRITING - LANGUAGE ARTS	22.55	25	Mon, Tue, Wed, Thu, Fri	3:30PM - 4:00PM
ART - POTTERY	14.15	15	Mon, Wed	3:00PM - 3:30PM
Recreational Activities / Sports - BASKETBALL	15.12	16	Mon, Thu	4:00PM - 5:00PM
Youth Enrichment - DRUG AND ALCOHOL AWARENESS	19.44	25	Wed, Thu	5:00PM - 6:00PM

Close Window

**Question:**

**Where can I check to see if my sites are current on their attendance?**

## Benefit:

- Overall picture
- What happens if we fall behind in our attendance?
- Very delinquent sites can lose a great amount of data

# Attendance Status by Month -Grantee Report (chart 4)

**EZReports**  
Web-based After School Reporting System

Michigan- Afterschool Program

EZAttendance | EZEval

Home | Profile | Options

Welcome Beth

GRANTEE TEST SITE

Evaluator


ProgramSiteAdministrationUploadReportsHelpExit Grantee

Monthly Attendance Submission for July 2008

Attendance Submission Status for July 2007			
Site Name	Program Start Date	Status	Action
Site Glencairn School #3	1/1/2004	✓ Submitted	<a href="#">Discard Submission</a>
Site Marble School #2	1/1/2004	✓ Submitted	<a href="#">Discard Submission</a>
Site McDonald School #1	9/1/2003	✓ Submitted	<a href="#">Discard Submission</a>
<a href="#">Discard Attendance Submission for all Sites</a>			

Close

# Attendance Status by Week-Grantee Report (chart 5)



Web-based After School Reporting System

Michigan- Afterschool Program

EZAttendance | EZEval

Welcome Beth

GRANTEE TEST SITE

Evaluator

Program Site Administration Upload Reports Help

Exit Grantee

**Weekly Attendance Status for July 2008**

✓ Attendance completed	ⓘ Attendance not applicable (No Enrolled-Session(s) Offered)
✗ Attendance not entered	✗ Attendance entered but not completed
ⓘ Attendance submitted but no longer complete (Sessions added or modified after submission)	

**Grantee: GRANTEE TEST SITE**

	Week1 (1-7)							Week2 (8-14)							Week3 (15-21)							Week4 (22-28)							Week5 (29-31)		
Site Name	1	2	3	4	5	6	7	8	9	10	11	12	13	14	15	16	17	18	19	20	21	22	23	24	25	26	27	28	29	30	31
Site Glencairn School #3	ⓘ	✓	✓	✓	✓	ⓘ	ⓘ	ⓘ	✓	✓	✓	✓	ⓘ	ⓘ	ⓘ	✓	✓	✓	✓	ⓘ	ⓘ	ⓘ	✓	✓	✓	✓	ⓘ	ⓘ	ⓘ	✓	ⓘ
Site Marble School #2			✓							✓							✓							✓					ⓘ		
Site McDonald School #1			✓							✓							✓							✓					✓		

Close



# **PROGRAM DIRECTOR WIZARD REPORTS**

# REPORT WIZARD

- A good feature to gather data not found in other reports
- Remember that the data is only as good as what is put into EZreports

**Question:**

**How are the attendance numbers at a site level?**



## **Benefit:**

- Numbers by site
- Waiting list
- Attendance expectations
- Averages over time

# Summary by site (chart 6)

**EZReports**  
Web-based After School Reporting System

Michigan- Afterschool Program

EZAttendance | EZEval

Welcome Beth

GRANTEE TEST SITE

Evaluator

ProgramSiteAdministrationUploadReportsHelpExit Grantee

**Attendance Summary by Site**

Select Site and Period and click on 'Generate Report' button

Click to generate report by participants type

☒ Student☐ Adult☐ All

Select Site

☒ Show All Sites( Including Dropped Sites)

<input checked="" type="checkbox"/> Select	Site Name
<input checked="" type="checkbox"/>	Site Glencairn School #3
<input checked="" type="checkbox"/>	Site Marble School #2
<input checked="" type="checkbox"/>	Site McDonald School #1

Select Period

Start Date	End Date
<input type="text" value="07/01/2008"/> (MM/DD/YYYY)	<input type="text" value="07/30/2008"/> (MM/DD/YYYY)

Generate Report

You can specify any date range you need.

# Attendance Summary by Site – Grantee Level Report

(chart 7)

<



**Question:**

**What are the demographics  
of the staff?**

## **Benefit:**

- Site staff compared to student demographics
- Staffing types - used in Annual Report
- Your year end report

# Staff Demographics-Grantee Wizard

## (chart 8)

https://www.ezreports.org - LIST of STAFF DEMOGRAPHICS report - Microsoft Internet Explorer provided by Comcast High-Speed Inte

**EZReports**  
Web-based After School Reporting System  
powered by crystal

1 of 1

### List of Staffs

#### Staff Demographics Information

Site Name	Staff Name	Staff Type	Is Funded By 21st CCLC Grant	Job Title	Youth Development/ Child Care Experience	After School Experience	Ex License/Certification
<b>GRANTEE TEST SITE - Site Glencairn School #3</b>							
	Denver, John	Other Community Members	Yes	program aide	0	0	
	Hahn, Andy	School-day Teachers	Yes	Teacher	0	0	
	Smith, Tammy	Other Nonteaching School Staff	Yes	Program Assistant	0	0	
	State, Sparty	Business Mentor	Yes	Superman	0	0	
<b>GRANTEE TEST SITE - Site Marble School #2</b>							
	Burton, Sam	Other Community Members	Yes	superman	0	0	
	Jones, Jacob	Other Community Members	Yes	aide	0	0	
	Lynch, Jamie	College Students	No	aide	4	3	
	Volunteer, Joe	Other Community Members	No	volunteer	0	0	
<b>GRANTEE TEST SITE - Site McDonald School #1</b>							
	Barton, Clara	Nurse	Yes	Nurse	18	21	
	Gretzky, Wayne	School-day Teachers	Yes	Instructor	5	0	
	Jones, George	Center Administrators/Coordinators	Yes	Counselor	0	0	
	Longstreet, James	School-day Teachers	Yes	Instructor	0	8	
	Pitt, Brad	School-day Teachers	Yes	Parent Volunteer	0	0	
	Smith, Joe	Other Community Members	No	Driving teacher	7	6	N/A
	Woods, Tiger	Business Mentor	Yes	Golf Pro	0	0	



**Question:**

**What are the demographics of the service providers or vendors?**

## **Benefit:**

- Organizational types & qualifications
- Organizational types— this information is used in Annual Report
- Your year end report



# Service Providers by Organizational Type –Grantee Wizard

## (chart 9)

https://www.ezreports.org - LIST of PROVIDER CONTACT report - Microsoft Internet Explorer provide

**EZReports**  
 Web-based After School Reporting System
 powered by crystal

1 of 1+

### List of Providers

Provider Contact Information

Site Name	Provider Name	Organization Type
<b>GRANTEE TEST SITE - Site Glencairn School #3</b>		
	Betty's School of Dance	Nationally Affiliated Nonprofit Agency - Boys & Girls Club
	Cars are Us	Sports League
	East Lansing Public Library	Library
	Michigan State University	College or University
	Oilers Old Time Hockey School	For-Profit Entity
	The Clinic	Health-Based Organization (hospital/clinic/etc.)
	YMCA	Community-Based Organization or other Not-For-Profit Organization
<b>GRANTEE TEST SITE - Site Marble School #2</b>		
	Betty's School of Dance	Nationally Affiliated Nonprofit Agency - Boys & Girls Club
	Cars are Us	Sports League
	East Lansing Public Library	Library
	Michigan State University	College or University
	Oilers Old Time Hockey School	For-Profit Entity
	The Clinic	Health-Based Organization (hospital/clinic/etc.)
	YMCA	Community-Based Organization or other Not-For-Profit Organization
<b>GRANTEE TEST SITE - Site McDonald School #1</b>		
	Betty's School of Dance	Nationally Affiliated Nonprofit Agency - Boys & Girls Club
	Cars are Us	Sports League



**Question:**

**What is the breakdown of the special educational needs of the children?**

## **Benefit:**

- Accommodate these needs
- Additional funding?
- Document this information for your reporting purposes

# Student Demographic Educational Needs – Grantee Wizard (chart 10)

https://www.ezreports.org - LIST of STUDENT DEMOGRAPHICS report - Microsoft Internet Explorer provided by Co

**EZReports**

Web-based After School Reporting System

powered by  
crystal

2 of 2

## List of Students

### Student Demographics Information

Site Name	Student Name	Education Program
	Footo, Harriet	Intensives
	Franklin, Kathy	Special Education
	Gonzalas, George	Special Education
	Miller, Nathan	Special Education
<b>GRAITEE TEST SITE - Site Marble School #2</b>		
	Beauty, Sleeping	ESL/LEP, Special Education
	Bond, James	Bilingual
	Cat, Alley	Bilingual
	DeVil, Cruella	Free/Reduced Lunch, Sec. 504
	futuredade, xx	Intensives, Title 1, Sec. 504
	hall, tom	Bilingual
	Moo, Maggie	ESL/LEP, Special Education
	Person, Sally	Bilingual, Medical
	Rogers, Ginger	Special Education
	Smith, David	Bilingual
	SquarePants, SpongeBob	ESL/LEP
	vWhite, Snow	Intensives
<b>GRAITEE TEST SITE - Site McDonald School #1</b>		
	Andrews, Andy	Special Education, Medical
	Baggins, Frodo	Special Education
	Doe, Jane	Intensives, Free/Reduced Lunch
	Doe, Johnny	ESL/LEP
	Dog, Sparky	Special Education
	Fletch, Irwin M	Title 1, Free/Reduced Lunch
	Hendricks, James	Bilingual
	jetson, george	Special Education
	Lennon, John	Bilingual
	Pepper, Sargent	Special Education
	Simpson, Bart	Intensives
	Simpson, Maggie	Bilingual
	Starkey, Richard	Free/Reduced Lunch

# **SITE COORDINATOR LEVEL REPORTS**

**(a look at one site)**



**Question:**

**How can I track the  
attendance percentages for  
students?**

# Benefit:

- Kids enrolled and not attending?
- Outreach – barriers for them not attending
- Make your site look better- drop kids not attending – waiting list
- Reward system

# Average Daily Attendance by Session

## Site Level Report (chart 11)

EZReports				
Web-based After School Reporting System				
powered by crystal				
1 of 1				
Attendance Summary By Activity				
Site McDonald School #1				
Period: 07/01/2008 07/30/2008				
Activity	Total Participants Enrolled	Days Offered	Days Attendance Completed	Average Daily Attendance
Session				
Academics - Math				
MATH FOR FUN	25	8	8	22
ART				
POTTERY	15	9	9	14
Field Trips				
BINDER PARK ZOO	0	1	1	25
Recreational Activities / Sports				
BASKETBALL	16	9	9	16
Youth Enrichment				
DRUG AND ALCOHOL AWARENESS	25	8	6	24



# Participant Attendance Summary – Site Level Report

(chart 12)

**EZReports**  
 Web-based After School Reporting System

powered by  
**crystal**

## Attendance Summary

Site McDonald School #1

Attendance between July 1, 2007 and July 30, 2007

Participants: All

Name	ID	Regn. Date	Last Day Attended	Regular Session			Attendance by Week Day							Total Days *
				Days Scheduled	Days Attended	Perc.(%)	Su	Mo	Tu	We	Th	Fr	Sa	
Ancitil, Jacques		01/01/2004	07/30/2007	21	21	100.00%	0	5	4	4	4	4	0	22
Andrews, Andy		09/26/2003	07/30/2007	21	21	100.00%	0	5	4	4	4	4	0	22
Baggins, Frodo	111	01/01/2003	07/30/2007	21	21	100.00%	0	5	4	4	4	4	0	22
Doe, Jane	99999	11/03/2003	07/30/2007	21	21	100.00%	0	5	4	4	4	4	0	22
Doe, Johnny		09/01/2003	07/30/2007	21	21	100.00%	0	5	4	4	4	4	0	22
Dog, Sparky	1111111	09/29/2003	07/30/2007	21	21	100.00%	0	5	4	4	4	4	0	22
Fletch, Irwin M	111111111	09/29/2003	07/30/2007	21	21	100.00%	0	5	4	4	4	4	0	22
Flinstone, Pebbles		09/29/2003	07/30/2007	21	17	80.95%	0	4	4	4	4	1	0	18
Flintstone, Fred		11/11/2003		0	0	0.00%								0
Hahn, Andy	678788799	09/29/2003	07/30/2007	21	21	100.00%	0	5	4	4	4	4	0	22
Hendricks, James		09/29/2003	07/30/2007	21	21	100.00%	0	5	4	4	4	4	0	22
Houston, Whitney		06/01/2006	07/30/2007	21	21	100.00%	0	5	4	4	4	4	0	22
jetson, george		09/29/2003	07/30/2007	21	21	100.00%	0	5	4	4	4	4	0	22
Kelly, Grace	4711176	01/02/2004	07/30/2007	21	20	95.24%	0	5	4	4	4	3	0	21
Lennon, John	111	01/01/2003	07/30/2007	21	21	100.00%	0	5	4	4	4	4	0	22
Light, High		01/01/2004		0	0	0.00%								0
Lincoln, Abraham		09/29/2003	07/30/2007	21	21	100.00%	0	5	4	4	4	4	0	22

**Question:**

**How can I find out how many days a service provider or vendor was used by our site?**











## **Benefit:**

- Accurate accountability of your service providers / vendors
- Schedules for providers / vendors

## Provider Service & Financial Information – Site Wizard (chart 13)

**EZReports**  
Web-based After School Reporting System

powered by  
**crystal**



### List of Providers

#### Provider Service & Financial Information

Site Name	Provider Name	Organization Type	Days Provided
<b>GRANTEE TEST SITE - Site McDonald School #1</b>			
	Betty's School of Dance	Nationally Affiliated Nonprofit Agency - Boys & Girls Club	
	Cars are Us	Sports League	
	East Lansing Public Library	Library	
	Michigan State University	College or University	17.00
	Oilers Old Time Hockey School	For-Profit Entity	
	The Clinic	Health-Based Organization (hospital/clinic/etc.)	9.00
	YMCA	Community-Based Organization or other Not-For-Profit Organization	9.00

# Provider Session Schedule (chart 14)

Provider Session Schedule - Microsoft Internet Explorer

**EZReports**  
Web-based After School Reporting System

powered by  
**crystal**

1 of 1+

**Provider Session Schedule**  
Activities between June 1, 2008 and August 1, 2008

Date	Day	Begins	Ends	Activity
Provider :Michigan State University				
6/7/2006	Wednesday	3:00 pm	5:00 pm	Soccer
6/14/2006	Wednesday	3:00 pm	5:00 pm	Soccer
6/21/2006	Wednesday	3:00 pm	5:00 pm	Soccer
6/28/2006	Wednesday	3:00 pm	5:00 pm	Soccer
7/5/2006	Wednesday	3:00 pm	5:00 pm	Soccer
7/12/2006	Wednesday	3:00 pm	5:00 pm	Soccer
7/19/2006	Wednesday	3:00 pm	5:00 pm	Soccer
7/26/2006	Wednesday	3:00 pm	5:00 pm	Soccer



**Question:**

**How can I find out how many days a staff person worked at our site?**

## **Benefit:**

- Work load distribution
- Accurate accountability of your staff

# Staff Session Schedule-Site Wizard

(chart 15)

**EZReports**  
Web-based After School Reporting System

powered by  
**crystal**



1 of 1+



## Staff Session Schedule

Activities between July 1, 2007 and July 30, 2007

Date	Day	Begins	Ends	Activity
Staff :Gretzky, Wayne				
07/02/2007	Monday	3:00 pm	3:30 pm	POTTERY
07/04/2007	Wednesday	3:00 pm	3:30 pm	POTTERY
07/09/2007	Monday	3:00 pm	3:30 pm	POTTERY
07/11/2007	Wednesday	3:00 pm	3:30 pm	POTTERY
07/16/2007	Monday	3:00 pm	3:30 pm	POTTERY
07/18/2007	Wednesday	3:00 pm	3:30 pm	POTTERY
07/23/2007	Monday	3:00 pm	3:30 pm	POTTERY
07/25/2007	Wednesday	3:00 pm	3:30 pm	POTTERY
07/30/2007	Monday	3:00 pm	3:30 pm	POTTERY





**Question:**

**Can I generate a list of all  
sessions offered by our site?**

## **Benefit:**

- Look at a given week
- Give to school personnel
- Advertising and recruiting

# Site Activity Schedule – Site Level Report

## (chart 16)

**EZReports**

Web-based After School Reporting System

powered by  
crystal



### Site Activity Schedule

**Site: Site McDonald School #1**

**Activities between July 16, 2007 and July 20, 2007**

Date	Day	Begins	Ends	Activity
07/16/2007	Monday	3:00 pm	3:30 pm	POTTERY
		3:30 pm	4:00 pm	LANGUAGE ARTS
		4:00 pm	5:00 pm	BASKETBALL
07/17/2007	Tuesday	3:00 pm	3:30 pm	MATH FOR FUN
		3:30 pm	4:00 pm	LANGUAGE ARTS
07/18/2007	Wednesday	3:00 pm	3:30 pm	POTTERY
		3:30 pm	4:00 pm	LANGUAGE ARTS
		5:00 pm	6:00 pm	DRUG AND ALCOHOL AWARENESS
07/19/2007	Thursday	3:00 pm	3:30 pm	MATH FOR FUN
		3:30 pm	4:00 pm	LANGUAGE ARTS
		4:00 pm	5:00 pm	BASKETBALL
		5:00 pm	6:00 pm	DRUG AND ALCOHOL AWARENESS
07/20/2007	Friday	3:30 pm	4:00 pm	LANGUAGE ARTS



**Question:**

**Can I generate a summary  
report of just one site?**

## **Benefit:**

- Look at just a specific site not the entire grantee
- Demographics of our site
- Site specific educational needs
- Advertising and recruiting

# Site Summary-Site Level Report (pg 1)

## (chart 17)

### Site Summary Information

Site: Site McDonald School #1

Start Date: 7/1/2008

End Date: 7/30/2008

#### Student Registration

Additions	Withdrawals	Current Period
0	0	26

#### Adult Registration

Additions	Withdrawals	Current Period
0	0	3

#### Demographics Information

	Gender			Ethnicity							
	Male	Female	Unknown	Middle Eastern	White	Black or African American	Hispanic or Latino	Asian	Native Hawaiian or Pacific	American Indian or Native Alaskan	Multi-racial and Unknown
Students	17	9	0	2	7	10	5	0	1	1	0
Adult	0	1	2	0	0	0	0	0	0	0	3

#### Attendance Information - Regular Activities

Total Participant Served (Participant-Attendance):	518	Unique Number of Participant Served:	25
Number of Days of Program Operation:	21	Overall Average Daily Attendance:	24.67

#### Attendance Information - All Activities

Total Participant Served (Participant-Attendance):	518	Unique Number of Participant Served:	25
Number of Days of Program Operation:	22	Overall Average Daily Attendance:	23.55

This is unduplicated student count for all sites for all regular activities.

This is unduplicated student count for all sites for all regular activities including special events.

# Site Summary – Site Level Report (pg 2)

(chart 18)

**EZReports**  
Web-based After School Reporting System

powered by  
**crystal**



## Site Summary Information

Site: Site McDonald School #1

Start Date: 7/1/2008

End Date: 7/30/2008

### Activity Information

Activity Name	Avg Daily Att	Participants	Days Offered	Time Offered
Academics - Math - MATH FOR FUN	22.00	25	Tue, Thu	3:00PM - 3:30PM
ACADEMICS - READING & WRITING - LANGUAGE ARTS	23.29	25	Mon, Tue, Wed, Thu, Fri	3:30PM - 4:00PM
ART - POTTERY	14.33	15	Mon, Wed	3:00PM - 3:30PM
Recreational Activities / Sports - BASKETBALL	15.89	16	Mon, Thu	4:00PM - 5:00PM
Youth Enrichment - DRUG AND ALCOHOL AWARENESS	18.25	25	Wed, Thu	5:00PM - 6:00PM



# **SITE COORDINATOR WIZARD REPORTS**





**Question:**

**What types of reports can I run using the Wizard?**

# Student Demo – Sorted for gender / grade – Site Wizard (chart 19)

LIST of STUDENT DEMOGRAPHICS report - Microsoft Internet Explorer

**EZReports**  
Web-based After School Reporting System

powered by crystal

1 of 1

## List of Students

### Student Demographics Information

Site Name	Student Name	Sex	Grade
<b>GRANTEE TEST SITE - Site McDonald School #1</b>			
	Ancttil, Jacques	Female	6
	Andrews, Andy	Male	6
	Baggins, Frodo	Male	6
	BOYD, LEEUNTAE	Male	4
	Doe, Jane	Female	9
	Doe, Johnny	Male	7
	Dog, Sparky	Male	6
	Fletch, Irwin M	Male	4
	Flinstone, Pebbles	Female	9
	Hahn, Andy	Male	6
	Hendricks, James	Male	3
	Houston, Whitney	Female	4
	jetson, george	Male	3
	Kelly, Grace	Female	9
	Lennon, John	Male	9
	Lincoln, Abraham	Female	6
	Pepper, Sargent	Male	9
	Phelps, James	Male	9
	rourke, robert	Female	9
	Rubble, Bam-Bam	Male	3
	Simpson, Abe	Male	8
	Simpson, Bart	Male	5
	Simpson, Maggie	Female	5
	Smith, Jones	Female	5
	Smoe, Joe	Male	6

Close Window

# Student Demo – Sorted by gender / grade / race / educational program – Site Wizard (chart 20)

LIST of STUDENT DEMOGRAPHICS report - Microsoft Internet Explorer

**EZReports**  
Web-based After School Reporting System

powered by crystal

1 of 1+

## List of Students

### Student Demographics Information

Site Name	Student Name	Sex	Grade	Race	Education Program
<b>GRANTEE TEST SITE - Site McDonald School #1</b>					
	Ancstil, Jacques	Female	6	Black or African American	None
	Andrews, Andy	Male	6	Black or African American	Special Education, Medical
	Baggins, Frodo	Male	6	White	Special Education
	BOYD, LEEUNTAE	Male	4	Black or African American	None
	Doe, Jane	Female	9	Hispanic or Latino	Intensives, Free/Reduced Lunch
	Doe, Johnny	Male	7	White	ESL/LEP
	Dog, Sparky	Male	6	Native Hawaiian or Pacific Islander	Special Education
	Fletch, Irwin M	Male	4	White	Title 1, Free/Reduced Lunch
	Flinstone, Pebbles	Female	9	Black or African American	None
	Hahn, Andy	Male	6	Hispanic or Latino	None
	Hendricks, James	Male	3	Black or African American	Bilingual
	Houston, Whitney	Female	4	Black or African American	None
	Jetson, George	Male	3	Black or African American	Special Education
	Kelly, Grace	Female	9	American Indian or Native Alaskan	None
	Lennon, John	Male	9	Black or African American	Bilingual
	Lincoln, Abraham	Female	6	White	None

# Student Demo – Site Wizard (chart 21)

LIST of STUDENT DEMOGRAPHICS report - Microsoft Internet Explorer

**EZReports**  
Web-based After School Reporting System

powered by  
**crystal**

1 of 1

**List of Students**  
Student Demographics Information

Site Name	Student Name	Grade
<b>GRANTEE TEST SITE - Site Glencairn School #3</b>		
	Baker, Eric	3
	Farhat, Kelly	3
	Foot, Harriet	3
	Gebbert, Maddie	3
	Gonzalas, George	3
	Greer, Justin	3
	Murray, Mattie	3
	Rebow, Ansley	3
	Snyder, Mark	3

# Student Demo -Gender Counts –Site Wizard

(chart 22)

COUNT of STUDENT DEMOGRAPHICS report - Microsoft Internet Explorer

**EZReports**

Web-based After School Reporting System

powered by  
**crystal**



## Student Count

### Student Gender Count Summary

Grantee	Site	Male	Female	Others	Total
GRANTEE TEST SITE	dummy	34	24		58
	Site Glencairn School #3	19	11		30
	Site Marble School #2	11	8		19
	Site McDonald School #1	18	10		28
	Total for Grantee	82	53	0	135

## Student Demo -Student Age Count –Site Wizard (chart 23)

COUNT of STUDENT DEMOGRAPHICS report - Microsoft Internet Explorer															
<div> <div>EZReports</div> <div>Web-based After School Reporting System</div> <div>powered by crystal</div> </div> <div> <div>1 of 1</div> <div></div> <div></div> <div></div> <div></div> <div></div> <div></div> <div></div> <div></div> <div></div> </div>															
<div>Student Count</div> <div>Student Age Count Summary</div>															
Grantee	Site	05	06	07	08	09	10	11	12	13	14	15	16	17	Total
GRANTEE TEST SITE	dummy				1	12	18	12	14	1					58
	Site Glencairn School #3									29			1		30
	Site Marble School #2		4				1	2	2	3	3	2		1	18
	Site McDonald School #1		3	4	2	2			3	2			6	1	23
	Total for Grantee	0	7	4	3	14	19	14	19	35	3	2	7	2	129



# Student Demo -Student Grade Count –Site Wizard

(chart 25)

COUNT of STUDENT DEMOGRAPHICS report - Microsoft Internet Explorer

**EZReports**  
Web-based After School Reporting System

powered by  
**crystal**



## Student Count

### Student Grade Count Summary

Grantee	Site	PreK	K	1	2	3	4	5	6	7	8	9	10	11	12	Adult	Others	Total
GRANTEE TEST SITE	dummy						11	19	16	12								58
	Site Glencairn School #3				2	9	4	5	3	7								30
	Site Marble School #2			2		1	2	1	1	2	5	2		2	1			19
	Site McDonald School #1			1		3	3	4	7	1	1	7			1			28
	Total for Grantee	0	0	3	2	13	20	29	27	22	6	9	0	2	2	0	0	135



# Activity Information -Activities and Categories – Site Wizard (chart 26)

LIST of ACTIVITY GENERAL report - Microsoft Internet Explorer

**EZReports**  
Web-based After School Reporting System

powered by crystal

1 of 1+

## List of Activities

Activities Information during summer semester

Site Name	Activity Name Session Name	Activity Category Days Conducted	Academic Area
<b>GRANTEE TEST SITE - Site Glencairn School #3</b>			
	Basket Weaving	[Recreational Activity, Homework Help]	[Arts and music education]
	Basket Weaving for Fun	9.00	
	Kite Flying	[Academic Enrichment Learning Program]	[Cultural activities/social studies, Health/nutrition]
	Kite Making and Flying	9.00	
	Music	[Supplemental Education Services]	[Reading/literacy education, Arts and music education]
	Kzoo Playing	9.00	
	Soccer	[Recreational Activity]	[Reading/literacy education, Entrepreneurial education programs]
	Soccer	8.00	
	Special Event / Field Trips	[Activity to Promote Youth Leadership]	[Cultural activities/social studies, Health/nutrition]
	Family Fun Night	1.00	

# Service Provider - Hours and Organization Type – Site Wizard (chart 27)

LIST of PROVIDER SERVICE & FINANCIAL report - Microsoft Internet Explorer

**EZReports**  
Web-based After School Reporting System

powered by crystal

1 of 1

## List of Providers

### Provider Service & Financial Information

Site Name	Provider Name	Organization Type	Days Provided
<b>GRANTEE TEST SITE - Site McDonald School #1</b>			
	Betty's School of Dance	Nationally Affiliated Nonprofit Agency - Boys & Girls Club	
	Cars are Us	Sports League	
	East Lansing Public Library	Library	
	Michigan State University	College or University	17.00
	Oilers Old Time Hockey School	For-Profit Entity	
	The Clinic	Health-Based Organization (hospital/clinic/etc.)	9.00
	YMCA	Community-Based Organization or other Not-For-Profit Organization	9.00

# Thank you

- Please take handout
- If you wish to run a report you did not see, contact our office